

付 居合道試合・審判運営要領

Attachment: Iaido Shiai & Shinpan Guidelines

平成8年10月1日、October 1, 1996

令和5年6月2日 一部修正、June 2, 2023 Amendment

全日本剣道連盟、Zen Nippon Kendo Ren

試合者要領
Competitor Guidelines

Nyūjō, etc.

1. Prior to their designated shiai, the competitors shall stand by in the waiting area outside of the shiai-*kyō* in *keitō shisei*. They shall perform a mutual bow, i.e., *sōgo no rei*, in advance, and then in accordance with each call, they shall advance to the waiting-line, i.e., *taiki-sen*, outside of the shiai-*kyō*, enter the shiai-*kyō*, and then take their positions at the starting line, i.e., *kaishi-sen*.

The *kaishi-sen* is a red or white line 30 centimeters in length. It is the location where a competitor awaits the Shushin's call to start, stop, *gōgi*, *enbu* is finished, and *Hantei*.²⁰²³

Competitors shall stand (approximately 30 centimeters) behind the starting line, i.e., *kaishi-sen*.²⁰²³

2. If a competitor is unable to participate at the start of their shiai, it will be considered a forfeit.²⁰²³

審判員要領
Shinpan Guidelines

Nyūjō, etc.

1. When the shinpan-in enter, they shall line up holding their Shinpan flags in their right hand with the Shushin in the center. After the mutual bow, i.e., *sōgo no rei*, by the shinpan-in, they shall bow to the front, i.e., *shōmen no rei*, and enter.²⁰²³

Fig. 1: Shinpan-in Entering/Exiting, Line-up, & Rotation, p. 10

2. In the case of a change, the new shinpan shall enter after the Shushin has declared "Shōbu Ari."²⁰²³

Holding the Flags & Shinpan Rotation

1. The shinpan-in shall unfurl the flags and place them on the desk, with the red flag on right and the white flag on the left. The standard distance between the handles of the red and white flags shall be 10 centimeters.

Flag Signaling Guidelines, Fig. 1, p. 12

2. When there is a change of shinpan-in, the departing shinpan-in shall exit holding their shinpan flags²⁰²³.
3. Following the exchange, the incoming Shinpan-in shall unfurl their shinpan flag and place it on the shinpan's table after they take their seat.²⁰²³

Fig. 1: Shinpan-in Entering/Exiting, Line-up, & Rotation, p. 10

試合者要領
Competitor Guidelines

Shōmen e no Rei

1. The competitor's shōmen-e-no-rei and tō-rei are considered part of their enbu.

Translator's Note: (神座) Kami-za removed.²⁰²³

After the tō-rei and shōmen-e-no-rei, and the enbu is completed, the competitor shall stand in keitō shisei behind the kaishi-sen (approx. 30 cm)²⁰²³ and await the hantei decision.

Translator's Note: (神座) Kami-za removed.²⁰²³

When the competitors are standing (approx. 30 cm) behind the kaishi-sen, they are facing in the direction of Shōmen.²⁰²³

2. The sahō (reihō) at the beginning and end of the enbu shall be Zen Ken Ren lai sahō (reihō).²⁰²³

Kaishi, Start

1. When starting a shiai, the competitors shall stand (approx. 30 cm)²⁰²³ behind the kaishi-sen, in keitō shisei. The shiai begins upon the Shushin's call.

審判員要領
Shinpan Guidelines

Shōmen e no Rei

1. When entering or exiting, the shinpan-in shall line up with the Shushin in the center, and bow to the Shōmen.

Fig. 1: Shinpan-in Entering/Exiting, Line-up, & Rotation, p. 10

Kaishi, Start

1. At the start of the first shiai and the start of the final (championship, i.e., kesshō-sen) shiai the Shinpan-chō shall do the following.
 - (1) In the case of a single shiai-jyō, when the first, or final, competitors are standing (approx. 30 cm) behind²⁰²³ the kaishi-sen in keitō shisei the Shinpan-chō, Shinpan-shunin, and Shinpan-in (Shushin and Fukushima)²⁰²³ shall stand up and upon the command of the Shinpan-chō will all bow to Shōmen.²⁰²³ After that²⁰²³, the shiai will then begin with the Shushin's call.

- (2) In the case of a two or more shiai-jyō, when the first, or final, competitors are standing (approx. 30 cm behind²⁰²³ the kaishi-sen in keitō shisei the Shinpan-chō, Shinpan-shunin, and Shinpan-in (Shushin and Fukushin)²⁰²³ shall stand up and upon the command of the Shinpan-chō will all bow to Shōmen.²⁰²³ After that²⁰²³, the Shinpan-chō will then signal with a whistle, or something similar, for the various Shushin to pronounce the start of their respective shiai.

Flag Signaling Guidelines, Fig. 2, p. 12

Requesting a Suspension

1. When a competitor requests a shiai suspension, they must raise their hand, and speak with the Shushin, and then immediately tell the Shushin their reason for the request.

Requesting a Suspension

1. When a competitor requests that a shiai be stopped, the Shushin shall immediately stop the shiai and question the reason for the request to stop.

Shiai, Shinpan Kisoku Article 24.2

2. If the shinpan-in determine that the request for suspension described in the preceding paragraph is unjustified, a gōgi shall be held.

試合者要領
Competitor Guidelines

Chūshi, Suspension

1. When a Shinpan-in calls "Yame," the competitors shall immediately stop their shiai, return to the kaishi-sen (approx. 30 cm) behind²⁰²³ in taitō shisei, in order to receive pronouncements or instructions from the Shushin.

Gōgi, Conference

1. After the Shushin calls Gōgi, the competitors shall stand (approx. 30 cm)²⁰²³ behind the kaishi-sen and wait in taitō shisei in the middle of the shiai. And stand in keitō shisei after the shiai has ended.

審判員要領
Shinpan Guidelines

Chūshi, Suspension

1. A Shinpan-in shall call for suspension of the shiai in the following situations.
 - (1) Injury or accident
 - (2) To avoid a hazard
 - (3) Loss of control of the Nihon-tō
 - (4) Igi-no-Mōshitate

Translator's Note: Hansoku and Gōgi removed.²⁰²³

2. In the event of a call for suspension, the Shinpan-in shall do the following.
 - (1) If there is a request from a competitor to stop, the Shushin will immediately pronounce the stopp. of the shiai and simultaneously indicate with their flags.

Flag Signaling Guidelines, Fig. 6, p. 14
 - (2) If a Fukushin pronounces a stop, the Shushin will immediately pronounce the stopp. of the shiai and simultaneously indicate with their flags.

Flag Signaling Guidelines, Fig. 6, p. 14

Gōgi, Conference

1. The Shinpan-in shall meet for a gōgi in the event of the following situations.
 - (1) Mistakes in the Shitei Waza
 - (2) Exceeding the shiai time
 - (3) Prohibited conduct
 - (4) Kantoku lodging Igi-no-Mōshitate

2. The Shinpan-in shall conduct a Gōgi as follows.

- (1) Signal with the flags at the same time gōgi is declared and have both competitors stand (approx. 30 cm) behind²⁰²³ the kaishi-sen waiting in taitō shisei or keitō shisei.

Flag Signaling Guidelines, Fig. 6 & 7, p. 14

- (2) If the Fukushin calls Yame and requests a Gōgi, the Shushin shall immediately stop the shiai and then signal with the flags at the same time gōgi is declared.

Flag Signaling Guidelines, Fig. 6 & 7,
p. 14

- (3) When one competitor makes a mistake in shitei waza and the other competitor exceeds the shiai time, or when both fighters make a mistake in shitei waza or exceed the shiai time, a gōgi shall be held and a decision shall be made in accordance with Article 11.1 of the Regulations.²⁰²³

- (4) During the shiai, no points will be deducted if a competitor steps on the kaishi-sen or is located on either side of or in front of the kaishi-sen.²⁰²³

Saikai, Resumption

1. When restarting a shiai after it has been stopped, the shiai shall be resumed upon the declaration of the Shushin while the the competitors wait standing (approx. 30 cm)²⁰²³ behind the kaishisen.

Igi-no-Mōshitate, Formal Objection

1. In the event of a Kantoku lodging an Igi-no-Mōshitate, the competitors shall stand by in the same manner as in the case of a "Gōgi."

- (5) If, during a shiai, one of the competitor's feet is completely out of the field, i.e., jyōgai, or if they are suspected of doing so, a gōgi will be held to confirm the situation.²⁰²³

Saikai, Resumption

1. When a shiai is resumed after it has been stopped, the Shushin shall follow the procedures for starting the shiai. Flag Signaling Guidelines, Fig 3., p. 13

Igi-no-Mōshitate, Formal Objection

1. In the event of Igi-no-Mōshitate, the Shinpan-in shall do the following.
 - (1) The Shinpan-in shall immediately stop the shiai. Flag Signaling Guidelines, Fig. 6, p. 14
 - (2) The Shinpan-shunin or the Shinpan-chō will have the Shinpan-in review the details of the gōgi among themselves.
 - (3) The Shinpan-shunin or the Shinpan-chō will inform the Kantoku of the results.
 - (4) The Shushin shall restart the shiai. Flag Signaling Guidelines, Fig. 3, p. 13

試合者要領
Competitor Guidelines

Shōhai no Kettei, Deciding Victory & Defeat

1. After their enbu is finished, and they have performed tōrei and shōmen-e-no-rei, the competitors shall stand (approx. 30 cm) behind²⁰²³ the kaishi-sen in keitō shisei to await the winning and losing decision.

Shiai Funō, Incapacitated for Shiai

1. When declaring a winner of the shiai due to an incapacitation, the fighter shall stand (approx. 30 cm) behind²⁰²³ the kaishi-sen in keitō shisei for the Shushin's pronouncement.

Fusen-gachi, Victory by Forfeit or Bye

1. When a competitor is declared the winner due to forfeit, they shall stand (approx. 30 cm) behind²⁰²³ the kaishi-sen in keitō shisei, the same as if they had an opponent. After receiving the Shushin's declaration, they shall return to their original position.²⁰²³

Shūryō, End

1. When a shiai ends, the competitors shall stand (approx. 30 cm) behind²⁰²³ the kaishi-sen in keitō shisei. After the Shushin has declared the result, they shall exit the shiai-jyō, sit in seiza and perform a mutual bow, ie., sōgo-no-rei.

Translator's Note: (待機線) Taiki-sen/waiting line removed.²⁰²³

Fig. 2, Competitor Exchange. p. 11

審判員要領
Shinpan Guidelines

Shōhai no Kettei, Deciding Victory & Defeat

1. When deciding the winner, the Shinpan-in shall indicate with their flag on the side judged to be the winner in conjunction with the Shushin calling "Hantei."

Flag Signaling Guidelines, Fig. 4, p. 13

In this case, calling a hikiwake or abstain from the decision is not allowed.

Shiai Funō, Incapacitated for Shiai

1. When declaring a winner of the shiai due to an incapacitation, the Shushin shall indicate with their flag at the same time they declare the winning side.

Flag Signaling Guidelines, Fig. 5, p. 14

Fusen-gachi, Victory by Forfeit or Bye

1. The Shushin will indicate with their flag at the same time as they declare the winning side.

Flag Signaling Guidelines, Fig. 5, p. 14

Shūryō, End

1. When the enbu is over and the competitors are standing (approx. 30 cm) behind²⁰²³ the kaishi-sen in keitō shisei, the Shinpan-in shall indicate with their flag at the same time that the Shushin makes their pronouncement.

Flag Signaling Guidelines, Fig. 4, p. 13

試合者要領
Competitor Guidelines

審判員要領
Shinpan Guidelines

2. When a shiai has finished, the Shinpan-in shall remain seated.²⁰²³ While seated and prior to leaving the court, i.e., taijyō, they shall roll up both flags, with white on the inside and red on the outside. Then the Shinpan-in shall exit holding the shinpan flags in their right hand, After their exit²⁰²³ they shall line up with the Shushin in the center²⁰²³ and perform shōmen-e-no-rei, and then a mutual sōgo-no-rei.²⁰²³

Fig. 1: Shinpan-in Entering/Exiting, Line-up, & Rotation, p. 10

Sono Hoka no Yōryō, Other Guidelines

1. The competitor's uniform shall be clean and free of rips and tears.
2. The competitor uniform shall be a navy blue, black or white kendō-gi or iaidō gi with tubular sleeves, and hakama. Additonally, both the upper gi, i.e., uwagi and hakama must be the same color.²⁰²³
3. The use of footwear, i.e., tabi, by competitors is permitted, but only when medically necessary for participation in the shiai.²⁰²³

Sono Hoka no Yōryō, Other Guidelines

1. Before the start of the shiai, the Shinpan-in shall verify that the competitors have an appropriate uniform (kendo or iaido gi, hakama, and nafuda).
2. The Shinpan-in will make sure that an appropriate sword is used.
3. The Shinpan-in will strictly discipline the competitors if they engage in inappropriate words or deeds while in the players' area or elsewhere after their shiai is over.

試合者要領
Competitor Guidelines

4. The Nihon-tō mekugi and other parts should be carefully checked to ensure safety.
5. The Shitei Waza will be announced by the Shinpan-chō prior to the start of the first round on the day of the taikai. If the Shitei Waza is announced by the Shinpan-chō after the second round, the competitors should stand-by at the waiting line, i.e., taiki-sen, and enter after the announcement.²⁰²³
6. The competitors shall not enter the shiai-jyō until the Shinpan-in have been replaced and are in position.
7. When the outgoing competitor finishes their shiai and leaves the area from (approx. 30 cm) behind the kaishi-sen, the incoming competitor shall enter the shiai-jyō and pass the outgoing competitor outside the shiai-jyō while staying on the left during the exchange.²⁰²³
Fig. 2, Competitor Exchange. p. 11
8. Kantoku and competitors may not bring a timer into the players' seating area, give signals, or cheer for the competitors.
9. When competitors line up for the opening and closing ceremonies, they shall be in a keitō shisei.²⁰²³

審判員要領
Shinpan Guidelines

4. If a Shinpan-in and athlete are from the same prefecture, it is recommended that the Shinpan-in be replaced with another Shinpan-in.²⁰²³
5. All officials shall coordinate in advance with the Shinpan-shushin or Shinpan-chō to ensure the smooth execution of their duties.
6. The notice board manager shall inspect and check the Shinpan flags.

Fig. 1, Shinpan-in Entering/Exiting, Line-up, & Rotation²⁰²³

- Solid lines represent Shinpan-in movement
- Dotted lines indicate Shinpan-in rotation

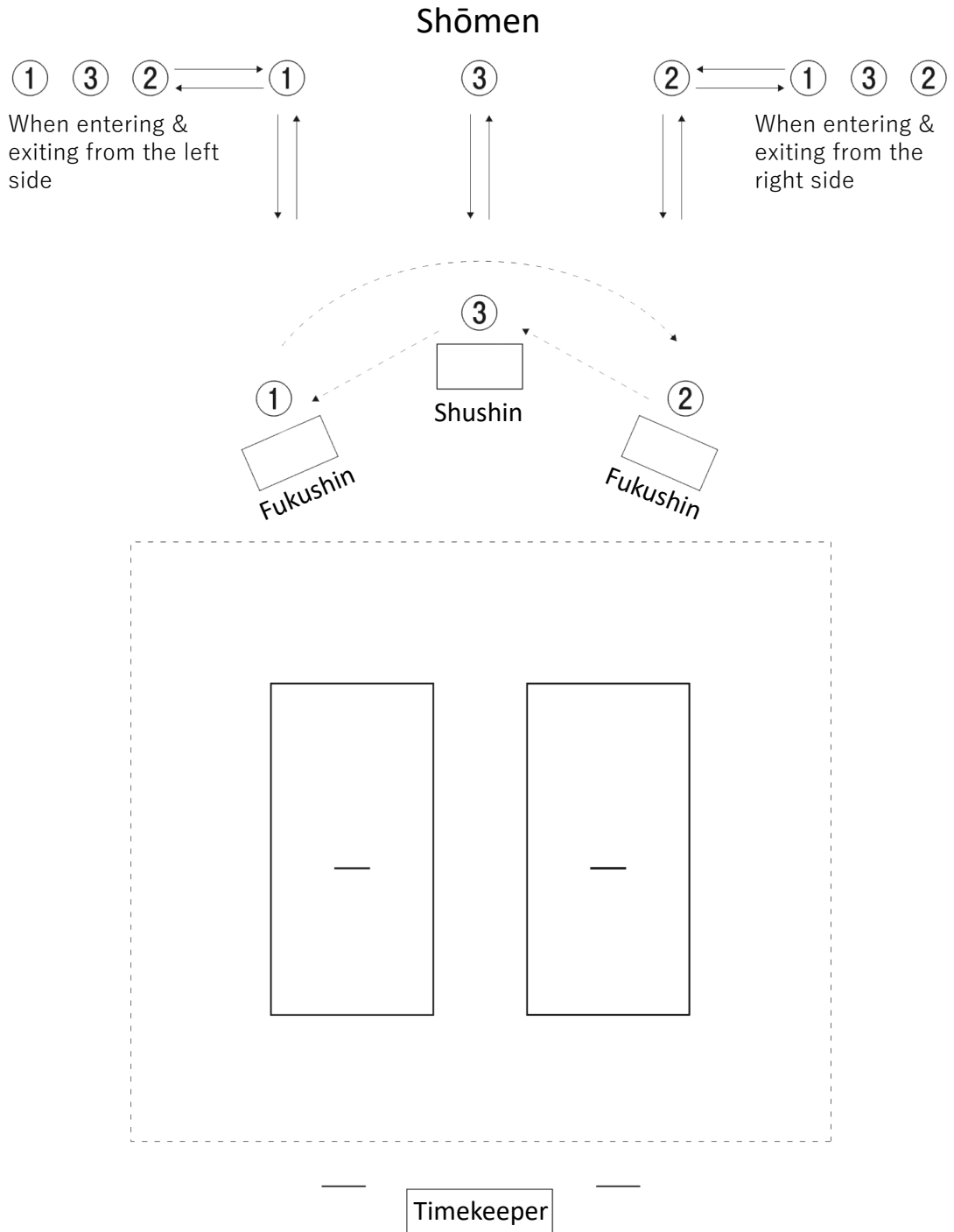
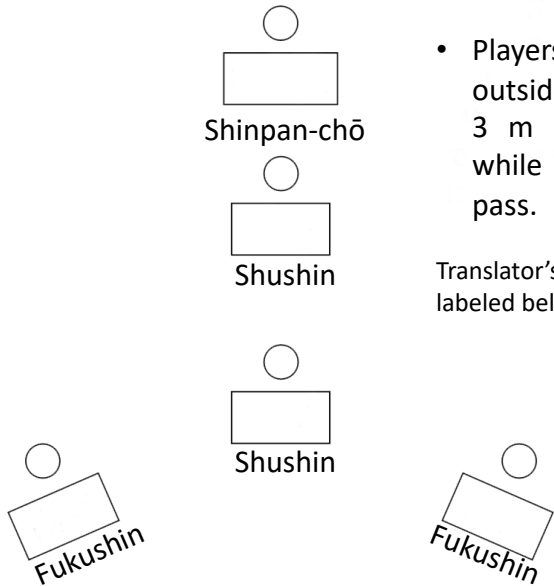


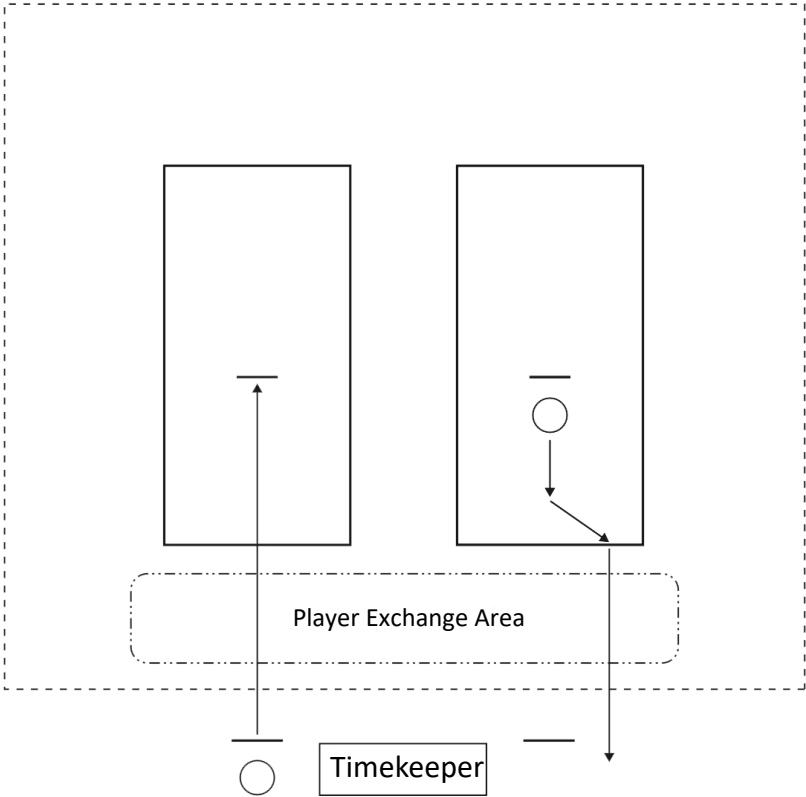
Fig. 2, Competitor Exchange Guidelines²⁰²³

Shōmen



- The left (red) shiai-jiyō arrows show players entering and the right (white) shiai-jiyō arrows show players exiting.
- Players shall enter and exit from outside the shiai-jiyō (starting 2 - 3 m behind the waiting line) while staying to the left as they pass.

Translator's note: waiting line is not labeled below.



Flag Signaling Guidelines

Fig. 1, Kihon Shisei

- Unfurl the flags and place them on the desk, with the red flag on right and the white flag on the left.
- The Shinpan-in sits in a chair.

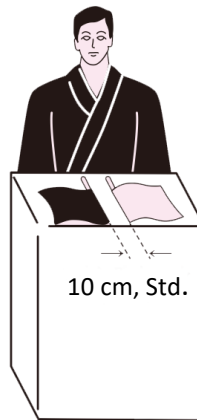


Fig. 2, Announcing the start of the first and final shiai

- The Shinpan-in shall unfurl the flags and place them on the desk, with the red flag on right and the white flag on the left.
- The Shushin and both Fukushin shall stand.





Fig. 3, When the Shushin Starts, Restarts, or declares "Hantei"




Fig. 4, Victory Decision (displaying the flag of winner side)

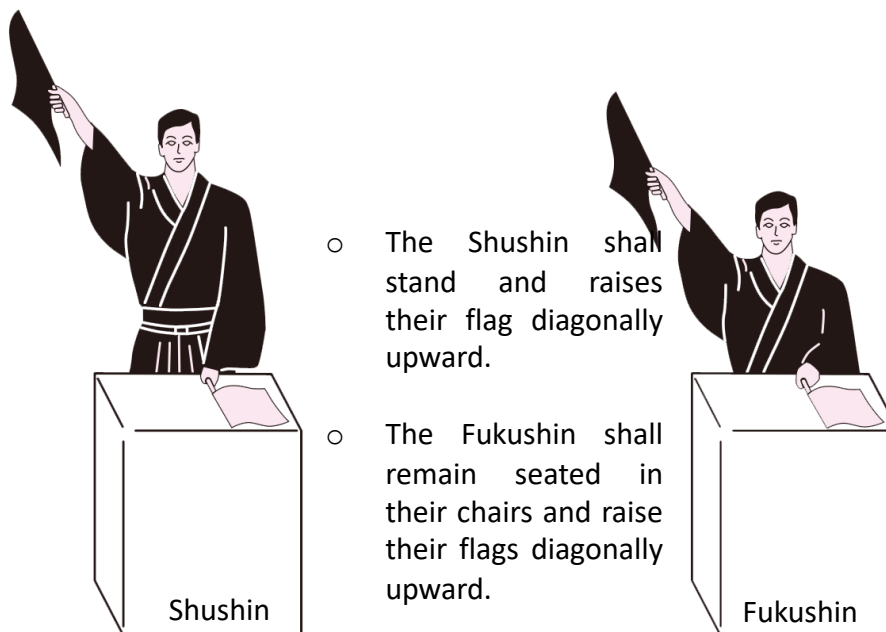


Fig. 5, Victory Decision (During Fusen-gachi, etc.)



- The Shushin shall stand and raises their flag diagonally upward.
- The Fukushin shall remain seated in their chairs.






Fig. 6, During Suspension



- The Shinpan-in shall stand and raises both flags straight up.

Fig. 7, During Gōgi



- The Shinpan-in shall stand holding both flags in their right hand and raise them straight up.

Posting Guidelines

1. The results of the shiai shall be accurately displayed on the scoreboard so that the outcome can be determined following the the Shushin's call and the display of the Shinpan-in flags.
2. During the shiai, post the names of the Shinpan-in and Players (Team) name on the scoreboard, as shown in Figure 1.

Fig. 1, Scoreboard & Posting

